



Meet Flo.  
Get Acquainted.

Use Discount Code  
WSS25OFF  
For a \$25 savings!

# Why Flo?

Millions of homeowners are affected by water damage every year, often resulting in **catastrophic financial, health and emotional costs.**

With our home plumbing systems becoming more outdated and our most precious natural resource dwindling, **controlling and monitoring our water has become critical.**

Our planet's water supply is shrinking, drought conditions worsening and water becoming more expensive.

In our homes, **13% of our water is lost due to leaks\***. That's trillions of gallons of water every year. That's **a lot of wasted water**, and it's causing billions of dollars of damage to our homes.

What if homeowners had complete transparency to their home water usage and the ability to **detect even the slowest and smallest of leaks** before they result in flooding, lost valuables, mold, relocation and costly repairs?

## Meet Flo.

\* Residential End Uses of Water, Version 2:  
Executive Report, Water Research Foundation, 2016.

# Flo Device: The Heart of the System

This water monitoring and leak protection system learns water habits and customizes actions.

A single tap from the Flo app will open or close the valve that controls water entering your home.



## BACKUP SHUTOFF

If app connectivity is lost, open or close the manual shutoff by using the hex key\* to press down and rotate the knob (Refer to page 9 for supplied hex key)

## SYSTEM STATUS



Verify that your system is connected to your home wireless network

## VALVE STATUS



Confirm whether your valve is open (green) or closed (red), or in transition (white)

## POWER INPUT

Power your Flo Device by simply plugging it into the nearest outlet

## WATER-RESISTANT HOUSING

Feel confident that your device is safe from elements and pests with a sealed protective shell

## SENSORS

Monitor your water's pressure, temperature, and flow

# The Flo App: Never Miss a Drip



## DASHBOARD

Monitor your daily and monthly water consumption, see your flow rate, and update your system settings.

## CONTROL PANEL

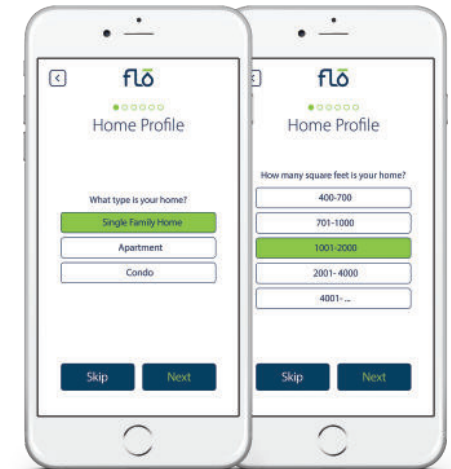
See pressure, temperature, and flow rate in real time. Run diagnostic health checks, and turn your water off or on as needed.



## ALERTS

When a leak or abnormal usage is detected, your Flo Mobile App notifies you. Alerts let you take action immediately or ignore the alarm and test again later.

**HOME PROFILE**  
Help Flo best assess your typical water consumption and identify any irregularities by updating your home details.



# Getting Started



## Get familiar with your Flo System...

### Identify the following primary components:

- **FLO DEVICE:** the heart of your Flo System installed on the main water supply line.  
*(Can be installed in a horizontal or vertical position).*

**DO NOT INSTALL FLO ON FIRE SPRINKLER OR SUPPRESSION SYSTEMS AND HOT WATER DISTRIBUTION LINES.**
- **POWER ADAPTER:** 10ft power adapter used to power your Flo device by plugging it to the nearest power outlet. *(If needed, a low voltage 25' extension cord is sold separately)*
- **CONNECTION FITTINGS:** 2 brass tail pieces used to install your Flo device on the main water supply line.
- **O-RINGS:** spare parts to secure a sealed connection to the home plumbing system.
- **FLO SPACER:** used in place of your Flo device during rough plumbing installation or replacement.
- **HEX KEY:** used when operating the manual shutoff knob.

# Setup The Flo App


1 Download the Flo app

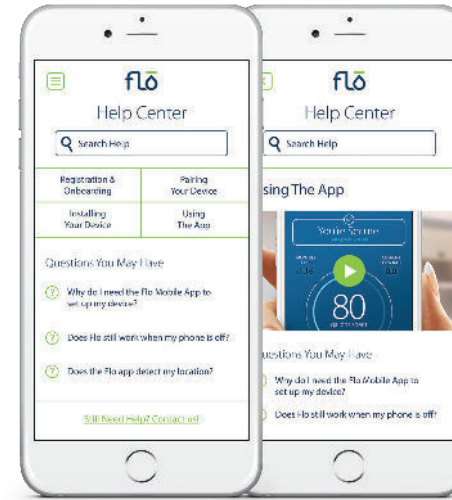


2  Install the Flo app


4  Answer on-boarding questions

3  Setup your user account

5  Pair Flo Device to home network



Visit the **Help Center** for video tutorials and troubleshooting.



Login to **user.meetflo.com** to see detailed usage graphs and to make changes to your account preferences.



Questions?

[support@meetflo.com](mailto:support@meetflo.com)

844.MEETFLO

**Use Discount Code**

**WSS25OFF**

**For a \$25 savings!**